

Supplier Rating System

Supplier Rating System Metrics

Quality Performance

To provide Sites, Business Segments and the Global Teams with a centralized data report related to Suppliers' Performance in terms of Quality:
DPPM Level, SCARs Incidents and Response time

On Time Delivery Supplier Promise Flex Request

Monitoring On-Time Delivery metrics
To drive collaboration to improve supplier performance and increase manufacturing efficiency
Supplier Promise 10% & Flex Request 5%

Payment Terms

Promote collaboration from our new and current supply base to align with Flex terms

SMI - Supplier Managed Inventory
CRP - Continuous Replenishment Program
GHG - Green House Gas

Supplier Rating System

Quarterly Report

Sustainability

To measure the maturity level of the supplier environmental programs base of: GHG and Environmental

SMI & CRP

To increase SMI/JIT
Logistics optimization

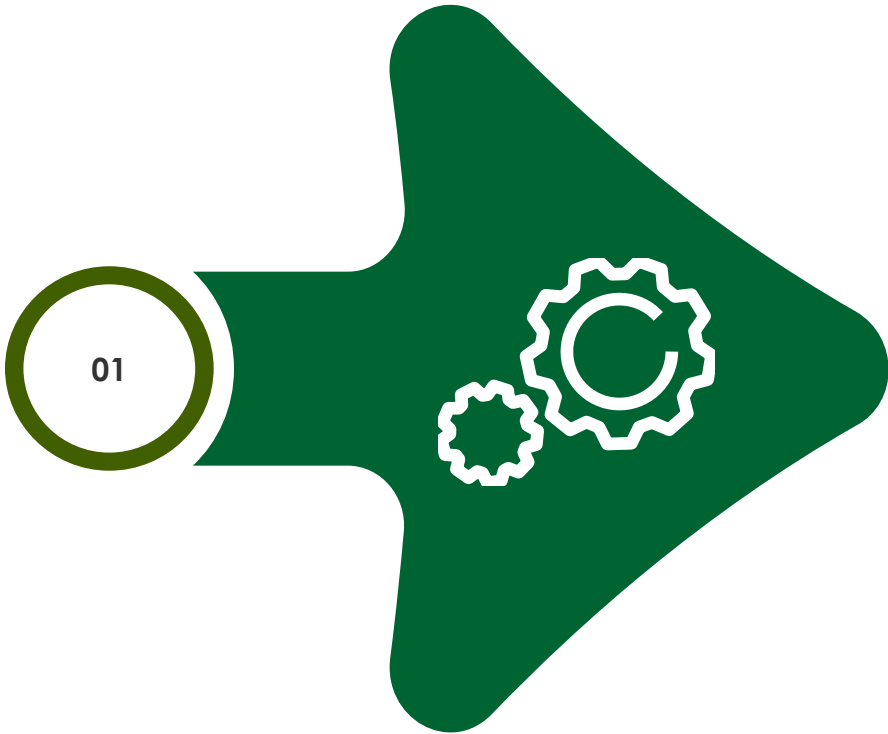
Communication Performance

Promoting effective direct communication with our supply base:
Quotation Response Time & PO Automation

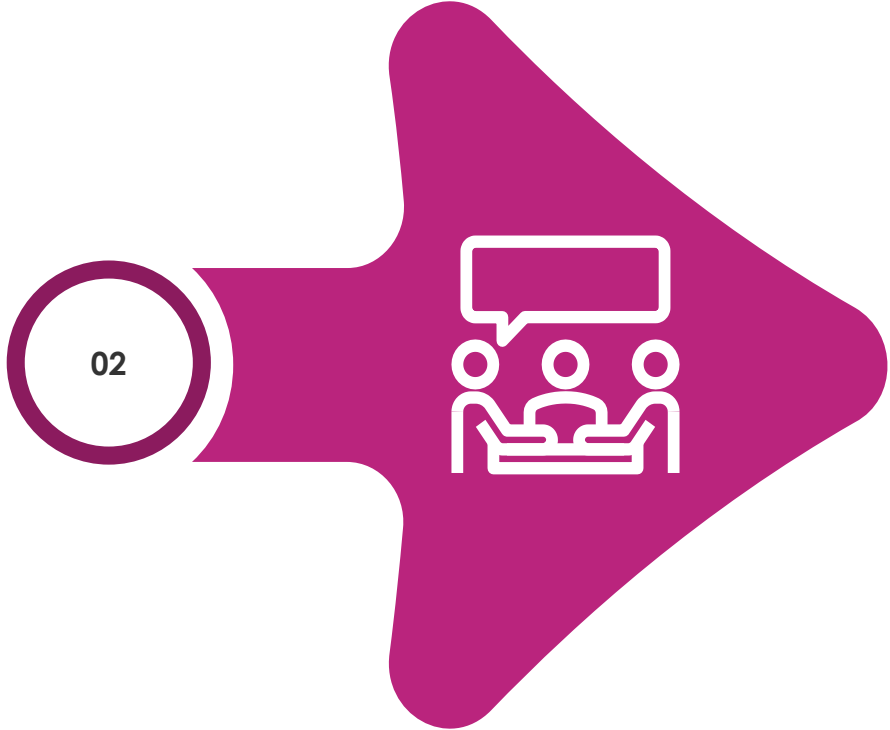
Supplier Chain Optimization

Encouraging vendors to look for optimization opportunities that could benefit both businesses: transportation, operations, packaging, etc.

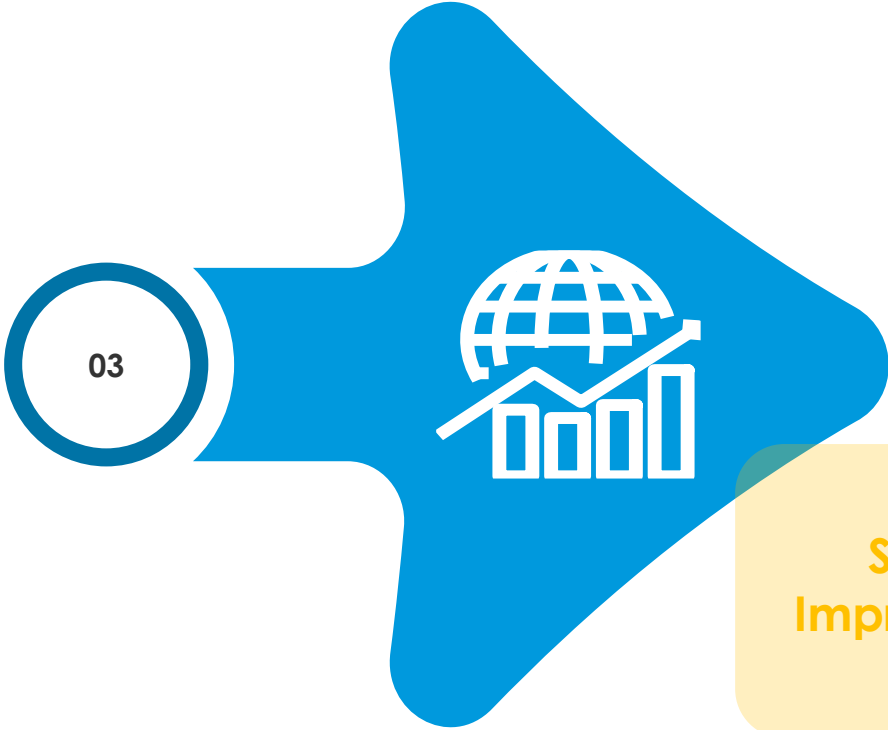
Supplier Rating System (SRS) – Process Flow Steps



Data Management & SRS Reporting



Communication and Collaboration



Supplier Performance Assessment

Supplier Improvements Plans 

Supplier Scorecard

Every Quarter the SRS is created, and the selected suppliers receive an automatic Scorecard report with the detail of metric results, example below.

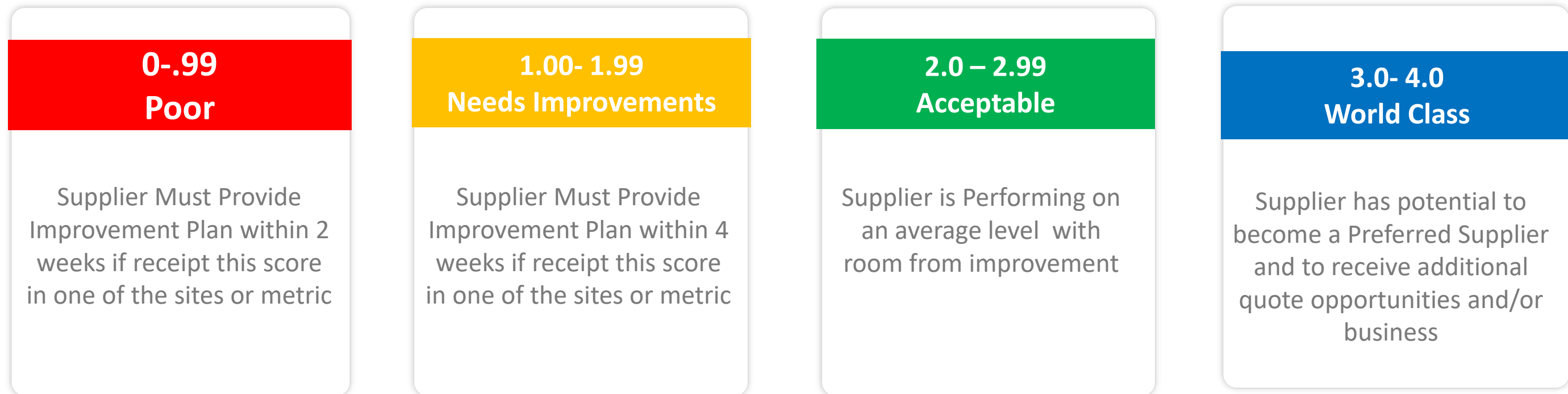
Flex Supplier Scorecard -Global	
Rating Period	2021 Q1
Global Supplier Name	██████████

				On Time Delivery (OTD) % Promise Date	On Time Delivery (OTD) Promise Date Score	On Time Delivery (OTD) % Request Date	On Time Delivery (OTD) Request Date Score	Smi-Crp %	Smi-Crp Score	PO Automation %	PO Automation Score	Quality Performance Score	Terms Of Payment Score	Cost Reduction Program Score	Environmental Responses Time%	Environmental Responses Time Score	Quotation Responses Time%	Quotation Responses Time Score	Communication Performance Score	Final Score
Target				95%	4	95%	4	60%	4	80%	4	4	4	4	99%	4	99%	4	4	4
Region Description	SiteID	Facility	Actual Global Score	100.00%	4	74.32%	1	0.00%	0	100.00%	4	4.00	4.00	3.42	N/A	N/A	N/A	N/A	N/A	3.26
Region Description	Company	Facility		On Time Delivery (OTD) % Promise Date	On Time Delivery (OTD) Promise Date Score	On Time Delivery (OTD) % Request Date	On Time Delivery (OTD) Request Date Score	Smi-Crp %	Smi-Crp Score	PO Automation %	PO Automation Score	Quality Performance Score	Terms Of Payment Score	Cost Reduction Program Score	Environmental Response Time %	Environmental Response Time Score	Quotation Responses Time %	Quotation Responses Time Score	Communication Performance Score	Final Score
██████████	████	██████████		100.00%	4	74.32%	1	0.00%	0	100.00%	4	4.00	4.00	3.42	N/A	N/A	N/A	N/A	N/A	3.26



Final Score Criteria (Suggested Actions to be Taken)

The overall score is achieved through a weighted average, the highest score for these measurements combined is **4.00**. If one (1) measurement is "**N/A**" (Not Applicable), means that metric data is not available in Site database, in this case the weight of the metric is divided proportionally to the active metrics



flex®

Thank You!

