

Power Modules

Selection Guide

2026

flex[®]

flex[®]

Power Modules



Table of Contents

Powering your innovation	4
About us	4
Our products	4
Power evolution	4
Application areas	5
Isolated, regulated DC/DC converters	6
Digital converters	6
Digital Eighth Brick	6
Digital Quarter Brick	7
Analog converters	8
Analog Sixteenth Brick	8
Analog Eighth Brick	9
Analog Quarter Brick	10
Analog Half Brick	10
48V non-isolated, regulated DC/DC converters	11
Digital Regulated Quarter Brick	11
Digital Regulated Eighth Brick	11
48V non-isolated, unregulated DC/DC converters	12
Digital Unregulated Fixed Ratio	12
Point of Load (PoL)	13
Digital PoL	13
Analog PoL	14
Multi-phase integrated power stages (VRM)	15
Vertical Power Delivery (VPD)	16
High Voltage Direct Current (HVDC)	16
Power Interface Module (PIM)	17
Application specific products	18
Radio Frequency Power Amplifiers (RFPA)	18
Analog RFPA	18
Digital RFPA	18
Industrial and railway	19
Miniature industrial power supplies	22
Fixed Ratio SMD	22
Fixed Ratio SIP4	23
Fixed Ratio SIP7	24
Fixed Ratio SIP7 - Gate Drive Applications	27
Software	28
Flex Power Designer	28
SMBus / PMBus tool	28
Evaluation boards & accessories	29
Evaluation boards & Accessories	29

Powering your innovation

About us

Flex Power Modules (formerly Ericsson Power Modules) is a Flex business unit that designs and manufactures board-mounted DC/DC conversion products for data centers, telecom and industrial & transportation markets.

Our headquarters is located in Kalmar, Sweden, which is also one of our design centers. The second design center is based in Shanghai, China.

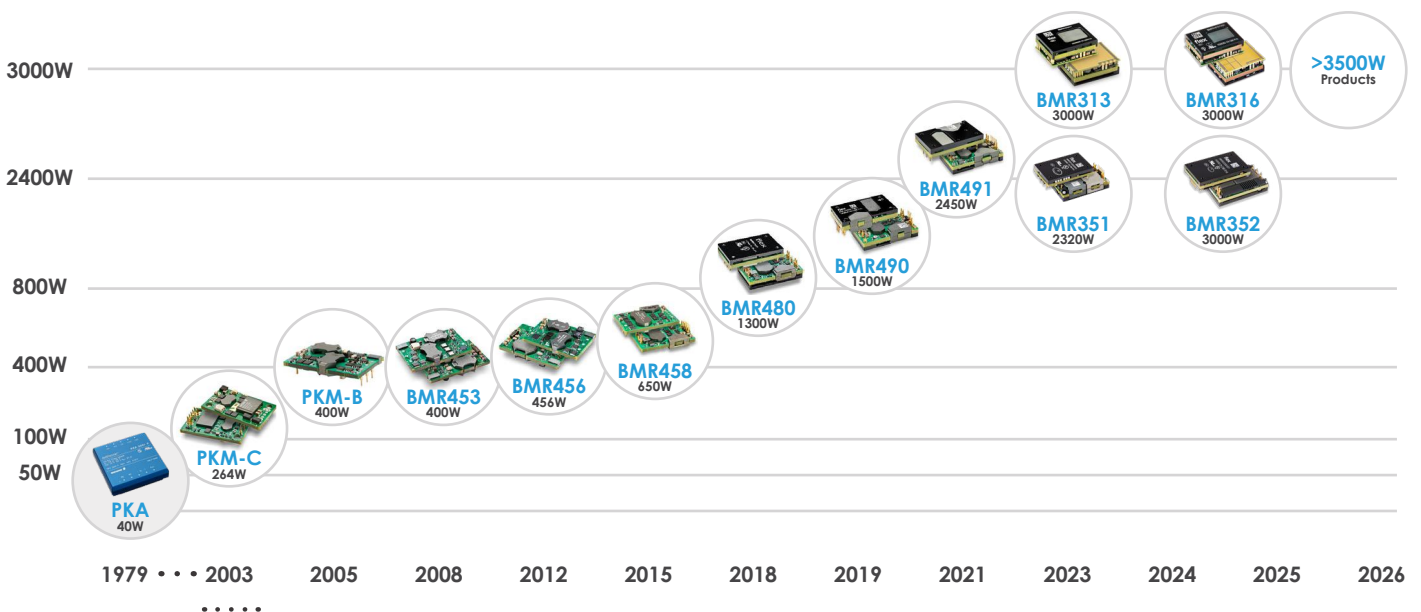
We manufacture our products in China, Malaysia and Austria with emphasis on quality and highly automated production. We are one of the largest volume manufacturers in the power modules industry, having delivered more than 120 million modules globally.

To support our global customer base, our network of technical salespeople and field application engineers cover the Americas, Asia Pacific, Europe, Middle East and Africa. We also work with an extensive network of channel partners and representatives offering local support for all our customers.

Our products

With more than 45 years of experience and over 155 registered patents in power solutions, we have achieved many industry innovations in the areas of Distributed Power Architectures (DPA), Intermediate Bus Architectures (IBA), Direct Conversion products (Di-Con), Point of Load converters (PoL), Integrated Power Stages, Vertical Power Delivery (VPD) and High Voltage Direct Current (HVDC) solutions.

Our power evolution



Power evolution

Since launching our first DC/DC converters in the late 70s with an output power of 25-40W, we now develop high density power modules with peak power capabilities up to 3000W and power densities of up to 15kW/in³.

Our product categories include:

- Isolated/regulated, non-isolated/regulated and non-isolated/unregulated digital/analog DC/DC converters from 1W to 3500W (peak)
- Non-Isolated Point-of-Load converters from 2-200A (digital and analog)
- Power Interface Modules (PIM), ATCA compliant
- Application Specific Products (Industrial, RFPA)
- Software: Flex Power Designer Software & SMBus Tool
- Evaluation boards and accessories

Each of our products is the result of extensive research and development in power technology with broad application and system knowledge. By also developing these products with manufacturability and sustainability in mind, our product designs have:

- High efficiency over a wide load range
- High power density
- Excellent thermal performance
- Low total cost of ownership over product lifetime
- Excellent dynamic load performance
- High MTBF and long lifetime

Application areas

Data Centers and Cloud

In the data center and cloud markets, we offer solutions for AI, cloud, storage, hyperscale computing and network security applications.

We innovate in this market with the use of LLC and SCC topologies and leading-edge components to deliver extremely high levels of power densities. We also apply Vertical Power Delivery (VPD) designs to enable direct underside connections to the power pins of associated processors and ASICs.

Learn more about datacom/data center solutions through our [DC/DC for data center applications brochure](#).

Telecom

We offer a wide portfolio of solutions for RFPA and 5G/6G applications, optical networking and microwave communications equipment in the telecom market.

Our products include the addition of digital connections to the DC/DC modules to enable monitoring, configuration and control of the DC/DC converter even in RF and Microwave Power Amplifier applications.

Learn more about telecoms solutions through our [DC/DC for telecom applications brochure](#).

Industrial & Transportation

Our wide range of high performance and high reliability DC/DC converters for the industrial market include applications for robotics, automation, smart grid, test and measurement equipment, transportation, medical, etc.

Learn more about industrial & transportation solutions through our [DC/DC for industrial and transportation applications brochure](#).



Isolated, regulated DC/DC converters

Our offering of isolated DC/DC converters are designed to support various markets including Telecom and Data Centers, Industrial, Transportation/Railway. We also offer a class-leading range of digital DC/DC converters that incorporate a PMBus compliant interface to complement the digital PoL (Point of Loads) on offer. All our digital products are supported by our Flex Power Designer tool.

Digital converters

Digital | Eighth Brick



BMR492



V _{OUT} (V)	V _{IN} (V)	V _{OUT ADJUST} (V)	I _{OUT} (A)	P _{OUT} (W)	P _{OUT PEAK} (W)	η (%)	DIMENSIONS (L X W X H)	PRODUCT REFERENCE
9	40-60	8-13.2	50	450		96.4	58.4 x 22.7 x 13.0 mm / 2.3 x 0.89 x 0.51 in.	BMR4920302/863
10.4	40-60	8-12	67/91	700	960	97.1	58.4 x 22.7 x 14.0 mm / 2.3 x 0.89 x 0.55 in.	BMR4920300/001
12	40-60	8-13.2	42	504		96.8	58.4 x 22.7 x 12.7 mm / 2.3 x 0.89 x 0.57 in.	BMR4920303/862
	36-75	8-13.2	42	504		96.1	58.4 x 22.7 x 12.7 mm / 2.3 x 0.89 x 0.57 in.	BMR4920311/011
	36-75	8-13.2	42	504		96.1	58.4 x 22.7 x 12.7 mm / 2.3 x 0.89 x 0.57 in.	BMR4920311/021*
	40-60	8-13.2	50	600		96.7	58.4 x 22.7 x 13.2 mm / 2.3 x 0.89 x 0.57 in.	BMR4920302/861
	40-60	8-12	67/91	800	1100	97.5	58.4 x 22.7 x 14.0 mm / 2.3 x 0.89 x 0.55 in.	BMR4920300/864

*Droop load sharing

Optional baseplated versions are available for all devices

BMR491



BMR480



BMR458



V _{OUT} (V)	V _{IN} (V)	V _{OUT ADJUST} (V)	I _{OUT} (A)	P _{OUT} (W)	P _{OUT PEAK} (W)	η (%)	DIMENSIONS (L X W X H)	PRODUCT REFERENCE
10.4	40-60	N/A	96.2	1000		97.3	58.4 x 36.8 x 14.5 mm / 2.3 x 1.45 x 0.57 in.	BMR4800114/003
	45-56	N/A	96.2	1000		97.3	58.4 x 36.8 x 14.5 mm / 2.3 x 1.45 x 0.57 in.	BMR4800100/001
12	36-75	8-13.2	50	600		96.4	57.9 x 36.8 x 11.2 mm / 2.28 x 1.45 x 0.44 in.	BMR4580002/003
	36-75	8-13.2	50	600		96.4	58.4 x 36.8 x 11.2 mm / 2.3 x 1.45 x 0.45 in.	BMR4580032/003
	40-60	8-13.2	54.2	650		96.6	57.9 x 36.8 x 11.2 mm / 2.28 x 1.45 x 0.44 in.	BMR4580011/002
	40-60	8-13.2	54.2	650		96.6	58.4 x 36.8 x 11.2 mm / 2.3 x 1.45 x 0.45 in.	BMR4580030/004
	36-60	N/A	69	800		96.4	58.4 x 36.8 x 14.5 mm / 2.3 x 1.45 x 0.57 in.	BMR4800113/034*
	40-60	N/A	75	900		97.3	58.4 x 36.8 x 14.5 mm / 2.3 x 1.45 x 0.57 in.	BMR4800102/002**
	45-60	N/A	108.3	1300		97.3	58.4 x 36.8 x 14.5 mm / 2.3 x 1.45 x 0.57 in.	BMR4800106/005**
	40-60	8-13.2	108.3	1300		97.0	58.4 x 36.8 x 14 mm / 2.3 x 1.45 x 0.55 in.	BMR4910202/853*
	40-60	8-13.2	108.3	1300		97.0	58.4 x 36.8 x 14 mm / 2.3 x 1.45 x 0.55 in.	BMR4910203/851**
	40-60	8-13.2	110	1300	1800	97.4	58.4 x 36.8 x 14.5 mm / 2.3 x 1.45 x 0.57 in.	BMR4912511/858**
	48-56	8-13	200	1400	2400	97.5	58.4 x 36.8 x 13.8 mm / 2.3 x 1.45 x 0.544 in.	BMR4912307/856
	48-56	8-13	200	1400	2400	97.5	58.4 x 36.8 x 13.8 mm / 2.3 x 1.45 x 0.544 in.	BMR4912314/880*
45-60	8-13	205	1540	2450	97.4	58.4 x 36.8 x 14.5 mm / 2.3 x 1.45 x 0.57 in.	BMR4913208/857	
12.45	36-75	8-13.2	50	600		96.4	57.9 x 36.8 x 11.2 mm / 2.28 x 1.45 x 0.45 in.	BMR4580002/014**
	36-75	8-13.2	50	600		96.4	58.4 x 36.8 x 11.2 mm / 2.3 x 1.45 x 0.45 in.	BMR4580032/014**
	36-75	8-13.2	50	615		96.4	57.9 x 36.8 x 11.2 mm / 2.28 x 1.45 x 0.45 in.	BMR4580002/031*
	40-60	8-13.2	54.2	650		96.6	57.9 x 36.8 x 11.2 mm / 2.28 x 1.45 x 0.45 in.	BMR4580011/017**
	40-60	8-13.2	54.2	665		96.6	57.9 x 36.8 x 11.2 mm / 2.28 x 1.45 x 0.45 in.	BMR4580011/032*
	40-60	8-13.2	54.2	650		96.6	57.9 x 36.8 x 11.2 mm / 2.28 x 1.45 x 0.45 in.	BMR4580020/018**
	40-60	8-13.2	54.2	650		96.6	58.4 x 36.8 x 11.2 mm / 2.3 x 1.45 x 0.45 in.	BMR4580030/020**
24	40-60	16-26.4	55	1300		96.8	58.4 x 36.8 x 14.5 mm / 2.3 x 1.45 x 0.57 in.	BMR4912510/871
28	36-60	18-32	17.9	500		95.5	58.4 x 36.8 x 12.7 mm / 2.3 x 1.45 x 0.5 in.	BMR6830300/200

*Active current sharing **Droop load sharing

Analog converters

Analog | Sixteenth Brick

PKU-D



PKU-D with baseplate



PKU-E



V _{OUT} (V)	V _{IN} (V)	V _{OUT ADJUST} (V)	I _{OUT} (A)	P _{OUT} (W)	η (%)	DIMENSIONS (L X W X H)	PRODUCT REFERENCE
3.3	18-75	3.0-3.7	15	50	92	33 x 22.9 x 9.4 mm / 1.3 x 0.9 x 0.37 in.	PKU5510E
	36-75	2.6-3.6	20	66	92	33 x 22.9 x 9.4 mm / 1.3 x 0.9 x 0.37 in.	PKU4610E
	36-75	2.6-3.7	30.3	110	93.7	33 x 22.9 x 11.3 mm / 1.3 x 0.9 x 0.44 in.	PKU4110D
5	18-75	4.5-5.5	10	50	92	33 x 22.9 x 9.4 mm / 1.3 x 0.9 x 0.37 in.	PKU5511E
	NEW 36-75	4-5.5	20	100	93.2	33 x 22.9 x 11.3 mm / 1.3 x 0.9 x 0.44 in	PKU4911D
	36-75	4.0-5.5	27	150	93.6	33 x 22.9 x 11.3 mm / 1.3 x 0.9 x 0.44 in.	PKU4111D
5.5	18-60	5.0-6.0	9	50	92	33 x 22.9 x 9.4 mm / 1.3 x 0.9 x 0.37 in.	PKU4517VE
6	28-60	5.5-6.5	8.5	50	90.7	33 x 22.9 x 9.4 mm / 1.3 x 0.9 x 0.37 in.	PKU5517VE
NEW	36-60	5.5-6.6	16.7	100	92.7	33 x 22.9 x 11.3 mm / 1.3 x 0.9 x 0.44 in	PKU4917VD
6.5	36-75	5.2-7.2	10	65	89.8	33 x 22.9 x 9.4 mm / 1.3 x 0.9 x 0.37 in.	PKU4717E
10.4	36-60	9.4-10.9	25	260	96.1	33 x 22.9 x 11.3 mm / 1.3 x 0.9 x 0.44 in.	PKU4217D
12	18-75	9.6-13.2	4.2	50	91.7	33 x 22.8 x 9.4mm / 1.3 x 0.9 x 0.37 in.	PKU5513E
	36-75	9.6-13.2	10	120	95.5	33 x 22.9 x 11.3 mm / 1.3 x 0.9 x 0.44 in.	PKU4113D
	36-75	9.6-13.2	17	204	95	33 x 22.9 x 11.3 mm / 1.3 x 0.9 x 0.44 in.	PKU4213D
	36-75	9.6-13.2	8.3	100	94.5	33 x 22.9 x 11.3 mm / 1.3 x 0.9 x 0.44 in.	PKU4913D
	30-60	9.6-13.2	8.3	100	93.8	33 x 22.9 x 11.3 mm / 1.3 x 0.9 x 0.44 in.	PKU3913D
	48-60	10.8-12.24	25	300	96.1	33 x 22.9 x 11.3 mm / 1.3 x 0.9 x 0.44 in.	PKU4317D
15	36-75	12.0-16.5	5.7	86	91.6	33 x 22.9 x 9.6 mm / 1.3 x 0.9 x 0.38 in.	PKU4815C
24	28-60	19.2-26.4	1.8	43	91.7	33 x 22.9 x 9.6 mm / 1.3 x 0.9 x 0.38 in.	PKU4416Z
24/28/30	36-75	10-33	3.3	79.2	92.9	33 x 22.9 x 9.6 mm / 1.3 x 0.9 x 0.38 in.	PKU4116C*


* Default voltage = 30V

Analog | Eighth Brick

PKB-D with baseplate



PKB-D



PKB-C



V_{OUT} (V)	V_{IN} (V)	$V_{OUT\ ADJUST}$ (V)	I_{OUT} (A)	P_{OUT} (W)	η (%)	DIMENSIONS (L X W X H)	PRODUCT REFERENCE
3.3	36-75	2.6-3.6	40	132	94.7	58.4 x 22.7 x 9.6 mm / 2.3 x 0.89 x 0.38 in.	PKB4110D
	36-75	2.6-3.6	62	205	95.4	58.4 x 22.7 x 13.2 mm / 2.3 x 0.9 x 0.52 in.	PKB4210DA
5	36-75	4-5.5	30	150	94.5	58.4 x 22.7 x 9.6 mm / 2.3 x 0.89 x 0.38 in.	PKB4111D
	36-75	4-5.5	40	200	95.3	58.4 x 22.7 x 9.6 mm / 2.3 x 0.89 x 0.38 in.	PKB4211D
	36-75	4-5.5	52	260	95.5	58.4 x 22.7 x 13.2 mm / 2.3 x 0.9 x 0.52 in.	PKB4211DA
10	36-75	N/A	25	250	95.7	58.4 x 22.7 x 9.6 mm / 2.3 x 0.89 x 0.38 in.	PKB4217ND
12	18-36	N/A	20	240	95.5	58.4 x 22.7 x 9.6 mm / 2.3 x 0.89 x 0.38 in.	PKB2213D
	18-60	N/A	20	240	94.6	58.4 x 22.7 x 13.2mm / 2.3 x 0.89 x 0.52 in.	PKB5213D
	36-75	N/A	22	264	95.4	58.4 x 22.7 x 9.6 mm / 2.3 x 0.89 x 0.38 in.	PKB4213D
	36-75	N/A	25	300	96.2	58.4 x 22.7 x 9.6 mm / 2.3 x 0.89 x 0.38 in.	PKB4313D
	36-75	N/A	32.5	390	95.6	58.4 x 22.7 x 9.6 mm / 2.3 x 0.89 x 0.38 in.	PKB4313DA
	36-75	N/A	34	408	96.2	58.4 x 22.7 x 9.6 mm / 2.3 x 0.89 x 0.38 in.	PKB4413DA
	36-60	N/A	37.5	450	96.2	58.4 x 22.7 x 9.6 mm / 2.3 x 0.89 x 0.38 in.	PKB4413D
24/28/30	36-75	15-33	6.7	200	95	58.4 x 22.7 x 8.5 mm / 2.3 x 0.90 x 0.34 in.	PKB4216C*
48/50	36-60	40-55	5	250	94.5	58.4 x 22.7 x 13.2 mm / 2.3 x 0.89 x 0.52 in.	PKB4216HD

* Default voltage = 30V

Analog | Quarter Brick

PKM-NH



PKM-NH with baseplate



PKM-D



V_{OUT} (V)	V_{IN} (V)	$V_{OUT\ ADJUST}$ (V)	I_{OUT} (A)	P_{OUT} (W)	η (%)	DIMENSIONS (L X W X H)	PRODUCT REFERENCE
10.8	40-60	N/A	70	750	97	57.9 x 36.8 x 11.4 mm / 2.28 x 1.45 x 0.45 in.	PKM4717BNH
	40-60	N/A	70	756	97	57.9 x 36.8 x 11.4 mm / 2.28 x 1.45 x 0.45 in.	PKM4717NH
	40-60	N/A	80	864	97	57.9 x 36.8 x 11.4 mm / 2.28 x 1.45 x 0.45 in.	PKM4817NH
11	45-60	N/A	80	800	97	57.9 x 36.8 x 11.4 mm / 2.28 x 1.45 x 0.45 in.	PKM4817LNH
11.6	36-75	N/A	50	580	96	57.9 x 36.8 x 11.4 mm / 2.28 x 1.45 x 0.45 in.	PKM4613ANH
12	36-75	N/A	50	600	96.2	57.9 x 36.8 x 11.4 mm / 2.28 x 1.45 x 0.45 in.	PKM4613NH
	40-60	N/A	58.3	700	96.5	57.9 x 36.8 x 11.4 mm / 2.28 x 1.45 x 0.45 in.	PKM4713NH
28/30	36-75	14-35	18	500	95.5	58.4 x 36.8 x 12.7 mm / 2.3 x 1.45 x 0.50 in.	PKM4516AD
48/50	36-75	25-55	10	500	95.1	58.4 x 36.8 x 12.7 mm / 2.3 x 1.45 x 0.50 in.	PKM4516HD

Analog | Half Brick

PKJ4000



V_{OUT} (V)	V_{IN} (V)	$V_{OUT\ ADJUST}$ (V)	I_{OUT} (A)	P_{OUT} (W)	η (%)	DIMENSIONS (L X W X H)	PRODUCT REFERENCE
28/30	36-75	14-35	25	700	96.2	61.0 x 57.9 x 12.7 mm / 2.4 x 2.28 x 0.5 in.	PKJ4716A
48/50	36-75	25-55	14	700	95.8	61.0 x 57.9 x 12.7 mm / 2.4 x 2.28 x 0.5 in.	PKJ4716HD

48V non-isolated, regulated DC/DC converters

These non-isolated, regulated converters deliver high efficiency (up to 98% and more), high power as well as some of them come with peak power capabilities. They are particularly designed to meet datacenter, cloud and hyperscale computing applications.

Digital | Regulated Quarter Brick



BMR352



BMR351



BMR350



V _{OUT} (V)	V _{IN} (V)	V _{OUT ADJUST} (V)	I _{OUT} (A)	P _{OUT} (W)	P _{OUT PEAK} (W)	η (%)	DIMENSIONS (L X W X H)	PRODUCT REFERENCE
12	40-60	8-13.2	50	600		98.1	58.4 x 36.8 x 12 mm / 2.3 x 1.45 x 0.47 in.	BMR3502320/802
		8-13.2	72	860		98.1	58.4 x 36.8 x 12 mm / 2.3 x 1.45 x 0.47 in.	BMR3502101/801*
		8-13.2	72	860		98.1	58.4 x 36.8 x 12 mm / 2.3 x 1.45 x 0.47 in.	BMR3504102/002**
		8-13.2	72/100	860	1200	98.1	58.4 x 36.8 x 12 mm / 2.3 x 1.45 x 0.47 in.	BMR3502100/031*
		8-13.2	108	1300		97.7	58.4 x 36.8 x 12 mm / 2.3 x 1.45 x 0.47 in.	BMR3502253/803**
		8-13.2	108 / 140	1300	1700	97.7	58.4 x 36.8 x 12 mm / 2.3 x 1.45 x 0.47 in.	BMR3502250/531*
		8-13.2	136 / 200	1600	2320	97.8	58.4 x 36.8 x 14.7 mm / 2.3 x 1.45 x 0.58 in.	BMR3512202/002*
		12.2	136/200	1600	2320	97.8	58.4 x 36.8 x 14.7 mm / 2.3 x 1.45 x 0.58 in.	BMR3514202/002**
		12.2	136/200	1600	2320	97.8	58.4 x 36.8 x 14.7 mm / 2.3 x 1.45 x 0.58 in.	BMR3512201/032*
		12.5	136/200	1600	2320	97.8	58.4 x 36.8 x 14.7 mm / 2.3 x 1.45 x 0.58 in.	BMR3512202/803**
40-60	12.2	167/250	2000	3000	97.9	58.4 x 36.8 x 14.5 mm / 2.3 x 1.45 x 0.58 in.	BMR3522200/031*	

* Active current sharing ** Droop load sharing

Digital | Regulated Eighth Brick

BMR353 | NEW



V _{OUT} (V)	V _{IN} (V)	V _{OUT ADJUST} (V)	I _{OUT} (A)	P _{OUT} (W)	P _{OUT PEAK} (W)	η (%)	DIMENSIONS (L X W X H)	PRODUCT REFERENCE
12.2	40-60	8-13.2	72	860	1200	97.4	58.4 x 22.7 x 12.8 mm / 2.3 x 0.89 x 0.5 in.	BMR3532100/001

48V non-isolated, unregulated DC/DC converters

These DC/DC converters come with an extremely high power density and are suitable for demanding AI applications. Some of the modules have peak power and even transient power functionality.



Digital | **Unregulated Fixed Ratio**

BMR317 | NEW

BMR316 | NEW

BMR323

BMR321



V_{OUT} (V)	V_{IN} (V)	RATIO	I_{OUT} (A)	P_{OUT} (W)	$P_{OUT PEAK}$ (W)	η (%)	DIMENSIONS (L X W X H)	PRODUCT REFERENCE
5-7.5	40-60	8:1	80	400	740	97.6	27.0 x 18.0 x 6.4 mm / 1.06 x 0.71 x 0.25 in.	BMR3201000/001
5-7.5	40-60	8:1	111	750	1500	98	41.47 x 17.67 x 6.9 mm / 1.63 x 0.7 x 0.26 in.	BMR3211000/001
5-7.5	40-60	8:1	90	600	1350	97.8	27.0 x 18.0 x 6.7 mm / 1.06 x 0.71 x 0.26 in.	BMR3231000/001
5-7.5 NEW	40-60	8:1	120	800	2000	97.2	23.4 x 17.8 x 8.7 mm / 0.92 x 0.70 x 0.34 in	BMR3170011/021
9.5-15	38-60	4:1	80	1000	3000	97.3	23.4 x 17.8 x 7.65 mm / 0.92 x 0.70 x 0.30 in.	BMR3131011/001
9.5-15	38-60	4:1	62	800	1500	97.5	23.4 x 17.8 x 9.65 mm / 0.92 x 0.70 x 0.38 in.	BMR3141011/001
9.5-15	38-60	4:1	80	1000	2800	97.7	23.4 x 17.8 x 7.65 mm / 0.92 x 0.70 x 0.30 in.	BMR3161011/021
9.5-15 NEW	38-60	4:1	80	1000	2800	97.7	23.4 x 17.8 x 7.55 mm / 0.92 x 0.70 x 0.29 in	BMR3160021/024*

* open frame variant

Point of Load (PoL)

Our Point of Load (PoL) devices are non-isolated DC/DC converters which include an industry leading array of digital solutions. They offer a PMBus interface for easy monitoring, configuration and control, including support from the “Flex Power Designer” engineering design tool.

Digital | PoL

BMR473
Horizontal Mount



BMR473
Vertical Mount SIP



BMR474



BMR4696001



I _{OUT} (A)	V _{IN} (V)	V _{OUT ADJUST} (V)	P _{OUT} (W)	η (%)	DIMENSIONS (L X W X H)	PRODUCT REFERENCE
6	4.5-14	0.6-5	30	95.8	12.2 x 12.2 x 8.0 mm / 0.48 x 0.48 x 0.32 in.	BMR4612x01
12	4.5-14	0.6-5	60	96	12.2 x 12.2 x 8.0 mm / 0.48 x 0.48 x 0.32 in.	BMR4613x01
15	4.5-14	0.6-3.3	50	94.6	12.2 x 12.2 x 8.0 mm / 0.48 x 0.48 x 0.32 in.	BMR4615x01
18	4.5-14	0.6-1.8	36	91.6	12.2 x 12.2 x 8.0 mm / 0.48 x 0.48 x 0.32 in.	BMR4614x01
25	4.5-14	0.6-3.3	83	97.1	PTH/SMD: 26.65 x 13.8 x 8.2 mm / 1.01 x 0.54 x 0.32 in. SIP: 26.3 x 7.6 x 15.6 mm / 1.04 x 0.30 x 0.61 in.	BMR463x008
	7.5-14	0.6-5 (dual)	100	94.3	25.4 x 14.5 x 5.8 mm / 1.00 x 0.57 x 0.23 in.	BMR4696001*
40	6-15	0.6-5	100	96.2	SIP: 26.3 x 8.8 x 15.6 mm / 1.04 x 0.35 x 0.61 in.	BMR4731001/001
	6-15	0.6-5	100	96.2	SMD: 19.0 x 13.0 x 7.5 mm / 0.748 x 0.512 x 0.296 in.	BMR4732001/001
	7.5-14	0.6-5 (dual)	200	92.6	25.4 x 12.7 x 11.6 mm / 1.00 x 0.50 x 0.46 in.	BMR4690000**
50	7.5-14	0.6-5	100	94.3	25.4 x 14.5 x 5.8 mm / 1.00 x 0.57 x 0.23 in.	BMR4696001***
	4.5-14	0.6-3.3	165	97.2	PTH/SMD: 30.85 x 20.0 x 8.2 mm / 1.22 x 0.79 x 0.32 in. SIP: 33.0 x 7.6 x 18.1 mm / 1.30 x 0.30 x 0.71 in.	BMR464x008
60	4.5-14	0.6-1.8	108	93.6	25 x 14 x 7.0 mm / 0.98 x 0.55 x 0.28 in.	BMR4668x04
80	6-15	0.6-3.3	198	95.1	33 x 8.6 x 19 mm / 1.3 x 0.34 x 0.75 in.	BMR474x001
	7.5-14	0.6-5	200	92.6	25.4 x 12.7 x 11.6 mm / 1.00 x 0.50 x 0.46 in.	BMR4690000****

* Configured as dual output 2 x 25A ** Configured as dual output 2 x 40A *** Configured as single output 50A **** Configured as single output 80A

PNA



PMU




I_{OUT} (A)	V_{IN} (V)	$V_{OUT ADJUST}$ (V)	P_{OUT} (W)	η (%)	DIMENSIONS (L X W X H)	PRODUCT REFERENCE
4	4.5-17	0.6-5.5	22	93.1	7.5 x 7.5 x 5.4 mm / 0.29 x 0.29 x 0.21 in.	PMU8218
6	4.5-17	0.6-5.5	33	92.7	7.5 x 7.5 x 5.4 mm / 0.29 x 0.29 x 0.21 in.	PMU8318
	9-36	0.9-5.5	33	95.5	13 x 12.35 x 6.2 mm / 0.51 x 0.49 x 0.24 in.	PNA2405S3S
8	4.5-17	0.6-5.5	44	91.9	7.5 x 7.5 x 5.4 mm / 0.29 x 0.29 x 0.21 in.	PMU8418


Multi-phase integrated power stages (VRM)

These 2-phase intelligent power block digital converters have the power stages integrated on the module - either on top or bottom depending on the model. These converters are suitable for lateral and vertical power delivery. They require an external controller.


BMR511



BMR510



Renesas partner product:
RRV28830 | NEW



V_{OUT} (V)	V_{IN} (V)	I_{OUT} (A)	$I_{OUT PEAK}$ (A)	P_{OUT} (W)	η (%)	DIMENSIONS (L X W X H)	PRODUCT REFERENCE
NEW 0.4-1.8	4.5-15	80	160		87	9 x 10 x 5 mm / 0.35 x 0.39 x 0.2 in.	RRV28830*
NEW 0.4-1.8	4.5-15	80	160		90	9 x 10 x 5 mm / 0.35 x 0.39 x 0.2 in	RRV28930
0.5-1.3	4.5-15	80	160	-	92	10.0 x 9.0 x 7.6 mm / 0.39 x 0.35 x 0.29 in.	BMR510x034/002
0.5-1.3	4.5-15	80	160	-	92	10 x 9 x 9.5 mm/ 0.39 x 0.35 x 0.37 in.	BMR510x041/002**
0.5-1.3	4.5-15	80	160	-	92	10 x 9 x 7.63 mm/0.39 x 0.35 x 0.30 in.	BMR510x041/002
0.5-1.8	5-15	80	140	-	94.5	10.0 x 9.0 x 8 mm / 0.39 x 0.35 x 0.31 in.	BMR5111044/002

*= TLVR variant

** = includes 528uF of output capacitance

Vertical Power Delivery (VPD)

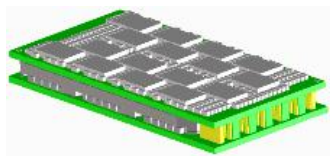
Increasing demands for ever higher current delivery driven by power hungry applications such as AI/Machine Learning require new approaches to the IC power distribution networks.

The challenges posed to supply high current, low voltage and extremely fast load transient response is solved by moving the voltage regulators to be placed directly under the processor on the bottom of the PCB, and is commonly referred to as Vertical Power Delivery (VPD).


By further optimizing the pinout of the VPD modules to match that of the processor it is feeding, connection resistance and inductance can be minimized to allow much lower voltage variation and power dissipation.

Complex custom VPD modules have been developed to feed various types of CPUs, GPUs, FPGAs, ASICs etc. Our VPDs offer solutions from 1-25 rails across up to 288 phases, and can include up to 14000 solder ball connections. Some examples:


16 phases
1 rail



48 phases
5 rails



24 phases
5 rails



High Voltage Direct Current (HVDC)

Our HVDC DC/DC portfolio encompasses ± 400 V and 800 V modules, designed to support a wide range of system requirements.

BMR720 | **NEW**



V_{OUT} (V)	V_{IN} (V)	RATIO	I_{OUT} (A)	P_{OUT} (kW)	$P_{OUT\ PEAK}$ (kW)	η (%)	DIMENSIONS (L X W X H)	PRODUCT REFERENCE
45-55 NEW	± 400	16:1	200	10	15	98.5	116.8 x 61 x 14 mm / 4.56 x 2.4 x 0.55 in	BMR7201100/001

Power Interface Module (PIM)

Our Power Interface Modules (PIM) simplify the design in blade servers based on Advanced TCA standards and other applications. The PIM converter can be used for any industrial or ICT application employing a Distributed Power Architecture.

PIM4328



I_{OUT} (A)	V_{IN} (V)	V_{OUT1} (V)	V_{OUT2} (V)	I_{OUT2} (A)	V_{OUT3} (V)	I_{OUT3} (A)	P_{OUT} (W)	η (%)	DIMENSIONS (L X W X H)	PRODUCT REFERENCE
10-12	36-75	V_{in}	3.3	3.6	0.15	5	390-540	99	57.9 x 36.8 x 13.7 mm / 2.28 x 1.45 x 0.59 in.	PIM4328PD/PDA*

*ATCA compliant

Application specific products

We have a long history of serving the ICT industry with our traditional telecom products but we also offer specific devices that ideally suit RFPA applications. We also have a product portfolio to cover other alternate markets, including devices specifically focused on industrial and transportation applications.

Radio Frequency Power Amplifiers (RFPA)

Analog | RFPA

We have a wide offering of DC/DC converters aimed at Radio Frequency Power Amplifier (RFPA and microwave) applications in the telecom market segment. They are particularly designed for the 5G rollout.

PKU-D



PKM-D



PKJ



PKB-D



V _{OUT} (V)	V _{IN} (V)	V _{OUT ADJUST} (V)	I _{OUT} (A)	P _{OUT} (W)	η (%)	DIMENSIONS (L X W X H)	PRODUCT REFERENCE
24	28-60	19.2-26.4	1.8	43	91.7	33.0 x 22.9 x 9.6 mm / 1.3 x 0.9 x 0.38 in.	PKU4416Z
24/28/30	36-75	10-33	3.3	100	92.9	33.0 x 22.9 x 9.6 mm / 1.3 x 0.9 x 0.38 in.	PKU4116C*
	36-75	15-33	6.7	200	95	58.4 x 22.7 x 8.5 mm / 2.3 x 0.9 x 0.34 in.	PKB4216C*
	36-75	14-35	18	504	95.5	58.4 x 36.8 x 12.7 mm / 2.3 x 1.45 x 0.5 in.	PKM4516AD
	36-75	14-35	25	700	96.2	61.0 x 57.9 x 12.7 mm / 2.4 x 2.28 x 0.5 in.	PKJ4716A
48/50	36-60	40-55	5	250	94.5	58.4 x 22.7 x 13.2 mm / 2.3 x 0.89 x 0.52 in.	PKB4216HD
	36-75	25-55	10	500	95.1	58.4 x 36.8 x 12.7 mm / 2.3 x 1.45 x 0.5 in.	PKM4516HD
	36-75	25-55	14	700	95.8	61.0 x 57.9 x 12.7 mm / 2.4 x 2.28 x 0.5 in.	PKJ4716HD
55	36-60	N/A	2.0	110	92.4	33 x 22.9 x 9.8 mm / 1.3 x 0.9 x 0.38 in.	PKU4116HD

*Default output voltage = 30V

Digital | RFPA

BMR684



BMR685



V _{OUT} (V)	V _{IN} (V)	V _{OUT ADJUST} (V)	I _{OUT} (A)	P _{OUT} (W)	η (%)	DIMENSIONS (L X W X H)	PRODUCT REFERENCE
50	36-75	25-55	14	700	96	58.4 x 36.8 x 12.7 mm / 2.3 x 1.45 x 0.5 in.	BMR6841100/001
NEW	36-75	25-55	16	800	95.9	58.4 x 36.8 x 13.3 mm / 2.3 x 1.45 x 0.52 in	BMR6841120/001
	36-75	25-55	26.0	1300	97.2	61.0 x 57.9 x 12.7 mm / 2.4 x 2.28 x 0.5 in.	BMR6853300/001

Industrial and railway

PKJ-W



PKM-W



PKE



PKE-A



V_{OUT1} (V)	V_{IN} (V)	I_{OUT1} (A)	V_{OUT2} (V)	I_{OUT2} (A)	P_{OUT} (W)	η (%)	DIMENSIONS (L X W X H)	PRODUCT REFERENCE	
3.3	9-36	4.5	-	-	15	88.2	25.4 x 25.4 x 10.8 mm / 1.0 x 1.0 x 0.43 in.	PKE3210	
	18-75	4.5	-	-	15	87.8	25.4 x 25.4 x 10.8 mm / 1.0 x 1.0 x 0.43 in.	PKE5210	
	9-36	7	-	-	23	88	25.4 x 25.4 x 10.8 mm / 1.0 x 1.0 x 0.43 in.	PKE3310	
	18-75	7	-	-	23	89	25.4 x 25.4 x 10.8 mm / 1.0 x 1.0 x 0.43 in.	PKE5310	
	9-75	10	-	-	33	91	50.8 x 25.4 x 11.9 mm / 2.0 x 1.0 x 0.47 in.	PKE8410A	
	9-36	15	-	-	50	88	35.3 x 25 x 10.4 mm / 1.39 x 0.984 x 0.41 in.	PKU3510S	
	18-75	15	-	-	50	92	33.0 x 22.9 x 9.4 mm / 1.3 x 0.9 x 0.37 in.	PKU5510E	
	18-75	15	-	-	50	88	35.3 x 25 x 10.4 mm / 1.39 x 0.984 x 0.41 in.	PKU5510S	
	12-160	15	-	-	50	86	57.91 x 36.8 x 12.7 mm / 2.28 x 1.45 x 0.5 in.	PKM7510W	
5	9-36	0.5	-	-	3	82	31.8 x 20.3 x 10.7 mm / 1.25 x 0.80 x 0.42 in.	PKV3211	
	18-72	0.5	-	-	3	82	31.8 x 20.3 x 10.7 mm / 1.25 x 0.80 x 0.42 in.	PKV5211	
	18-36	2	-	-	10	85	47.8 x 28.1 x 8.0 mm / 1.88 x 1.11 x 0.32 in.	PKR2111A	
	9-36	3	-	-	15	88	25.4 x 25.4 x 10.8 mm / 1.0 x 1.0 x 0.43 in.	PKE3211	
	18-75	3	-	-	15	84.3	25.4 x 25.4 x 10.8 mm / 1.0 x 1.0 x 0.43 in.	PKE5211	
	9-36	6	-	-	30	90	25.4 x 25.4 x 10.8 mm / 1.0 x 1.0 x 0.43 in.	PKE3311	
	18-75	6	-	-	30	91	25.4 x 25.4 x 10.8 mm / 1.0 x 1.0 x 0.43 in.	PKE5311	
	43-160	6	-	-	30	91	50.8 x 25.4 x 11.9 mm / 2.0 x 1.0 x 0.47 in.	PKE7311A	
	9-75	8	-	-	40	89	50.8 x 25.4 x 11.9 mm / 2.0 x 1.0 x 0.47 in.	PKE8411A	
	9-36	10	-	-	50	90	35.3 x 25 x 10.4 mm / 1.39 x 0.984 x 0.41 in.	PKU3511S	
	18-75	10	-	-	50	92	33.0 x 22.9 x 9.4 mm / 1.3 x 0.9 x 0.37 in.	PKU5511E	
	18-75	10	-	-	50	89	35.3 x 25 x 10.4 mm / 1.39 x 0.984 x 0.41 in.	PKU5511S	
	60-160	20	-	-	100	85	57.91 x 36.8 x 12.7 mm / 2.28 x 1.45 x 0.5 in.	PKM7111A	
	12-160	10	-	-	50	89	57.91 x 36.8 x 12.7 mm / 2.28 x 1.45 x 0.5 in.	PKM7511W	
	9-36	12	-	-	60	90	50.8 x 25.4 x 11.9 mm / 2.0 x 1.0 x 0.47 in.	PKE3611A	
	14-160	20	-	-	100	87	57.91 x 36.8 x 12.7 mm / 2.28 x 1.45 x 0.5 in.	PKM7111W	
	9-36	0.3	-5	0.3	3	82	31.8 x 20.3 x 10.7 mm / 1.25 x 0.80 x 0.42 in.	PKV3222*	
	18-72	0.3	-5	0.3	3	82	31.8 x 20.3 x 10.7 mm / 1.25 x 0.80 x 0.42 in.	PKV5222*	
	12	9-36	0.3	-	-	3	82	31.8 x 20.3 x 10.7 mm / 1.25 x 0.80 x 0.42 in.	PKV3313
		18-36	1	-	-	12	87.5	47.8 x 28.1 x 8.0 mm / 1.88 x 1.11 x 0.32 in.	PKR2113A
		9-36	1.3	-	-	15	89	25.4 x 25.4 x 10.8 mm / 1.0 x 1.0 x 0.43 in.	PKE3213
18-75		1.3	-	-	15	90	25.4 x 25.4 x 10.8 mm / 1.0 x 1.0 x 0.43 in.	PKE5213	
9-36		2.5	-	-	30	92	25.4 x 25.4 x 10.8 mm / 1.0 x 1.0 x 0.43 in.	PKE3313	
18-75		2.5	-	-	30	91	25.4 x 25.4 x 10.8 mm / 1.0 x 1.0 x 0.43 in.	PKE5313	
43-160		2.5	-	-	30	90	50.8 x 25.4 x 11.9 mm / 2.0 x 1.0 x 0.47 in.	PKE7313A	
9-75		3.3	-	-	40	91	50.8 x 25.4 x 11.9 mm / 2.0 x 1.0 x 0.47 in.	PKE8413A	
9-36		4.2	-	-	50	88	35.3 x 25 x 10.4 mm / 1.39 x 0.98 x 0.41 in.	PKU3513S	

* Dual output

Continued next page >>

V_{OUT1} (V)	V_{IN} (V)	I_{OUT1} (A)	V_{OUT2} (V)	I_{OUT2} (A)	P_{OUT} (W)	η (%)	DIMENSIONS (L X W X H)	PRODUCT REFERENCE
12	18-75	4.2	-	-	50	91.7	33.0 x 22.9 x 9.4 mm / 1.3 x 0.9 x 0.37 in.	PKU5513E
	18-75	4.2	-	-	50	88	35.3 x 25 x 10.4 mm / 1.39 x 0.98 x 0.41 in.	PKU5513S
	12-160	4.2	-	-	50	90.5	57.9 x 36.8 x 12.7 mm / 2.28 x 1.45 x 0.5 in.	PKM7513W
	9-36	5	-	-	60	91	50.8 x 25.4 x 11.9 mm / 2.0 x 1.0 x 0.47 in.	PKE3613A
	14-160	8.4	-	-	100	89	57.9 x 36.8 x 12.7 mm / 2.28 x 1.45 x 0.5 in.	PKM7113W
	60-160	8.3	-	-	100	87	57.9 x 36.8 x 12.7 mm / 2.28 x 1.45 x 0.5 in.	PKM7113A
	9-75	8.4	-	-	100	90	57.9 x 36.8 x 12.7 mm / 2.28 x 1.45 x 0.5 in.	PKM8113A
	60-160	12.5	-	-	150	89	57.9 x 36.8 x 12.7 mm / 2.28 x 1.45 x 0.5 in.	PKM7213A
	16-160	12.5	-	-	150	88.5	62 x 40 x 13 mm / 2.44 x 1.57 x 0.51 in.	PKM7213W
	9-75	16.7	-	-	200	92	61 x 57.9 x 12.7 mm / 2.4 x 2.28 x 0.5 in.	PKJ8213
	14-160	16.7	-	-	200	90	57.9 x 61.0 x 12.7 mm / 2.28 x 2.4 x 0.5 in.	PKJ7213W
	18-36	20	-	-	240	95	58.4 x 22.7 x 9.6 mm / 2.3 x 0.9 x 0.38 in.	PKB2213D
	60-160	25	-	-	300	92.5	57.9 x 61.0 x 12.7 mm / 2.28 x 2.4 x 0.5 in.	PKJ7313
	9-36	0.1	-12	0.1	3	82	31.8 x 20.3 x 10.7 mm / 1.25 x 0.80 x 0.42 in.	PKV3321*
	18-72	0.1	-12	0.1	3	82	31.8 x 20.3 x 10.7 mm / 1.25 x 0.80 x 0.42 in.	PKV5321*
	18-36	0.6	-12	0.6	15	86.6	47.8 x 28.1 x 8.0 mm / 1.88 x 1.11 x 0.32 in.	PKR2221A*
	9-36	0.6	-12	0.6	15	90	25.4 x 25.4 x 10.8 mm / 1.0 x 1.0 x 0.43 in.	PKE3221*
	9-36	1.25	-12	1.25	30	89	25.4 x 25.4 x 10.8 mm / 1.0 x 1.0 x 0.43 in.	PKE3321*
	18-75	0.6	-12	0.6	15	89	25.4 x 25.4 x 10.8 mm / 1.0 x 1.0 x 0.43 in.	PKE5221*
	18-75	1.25	-12	1.25	30	89	25.4 x 25.4 x 10.8 mm / 1.0 x 1.0 x 0.43 in.	PKE5321*
13.8	12-160	3.6	-	-	50	90.5	57.9 x 36.8 x 12.7 mm / 2.28 x 1.45 x 0.5 in.	PKM7517KW
	14-160	7.3	-	-	100	90	57.9 x 36.8 x 12.7 mm / 2.28 x 1.45 x 0.5 in.	PKM7117KW
	14-160	14.5	-	-	200	90	57.9 x 61.0 x 12.7 mm / 2.28 x 2.4 x 0.5 in.	PKJ7217KW
	60-160	21.7	-	-	300	92.7	57.9 x 61.0 x 12.7 mm / 2.28 x 2.4 x 0.5 in.	PKJ7317K
15	9-36	0.2	-	-	3	82	31.8 x 20.3 x 10.7 mm / 1.25 x 0.80 x 0.4 in.	PKV3315
	18-72	0.2	-	-	3	82	31.8 x 20.3 x 10.7 mm / 1.25 x 0.80 x 0.42 in.	PKV5315
	9-36	1.0	-	-	15	88.8	25.4 x 25.4 x 10.8 mm / 1.0 x 1.0 x 0.43 in.	PKE3215
	18-75	1.0	-	-	15	90	25.4 x 25.4 x 10.8 mm / 1.0 x 1.0 x 0.43 in.	PKE5215
	9-36	2.0	-	-	30	92	25.4 x 25.4 x 10.8 mm / 1.0 x 1.0 x 0.4 in.	PKE3315
	18-75	2.0	-	-	30	91	25.4 x 25.4 x 10.8 mm / 1.0 x 1.0 x 0.43 in.	PKE5315
	43-160	2.0	-	-	30	91	50.8 x 25.4 x 11.9 mm / 2.0 x 1.0 x 0.47 in.	PKE7315A
	9-75	2.7	-	-	40	91	50.8 x 25.4 x 11.9 mm / 2.0 x 1.0 x 0.47 in.	PKE8415A
	9-36	3.4	-	-	50	89	35.3 x 25 x 10.4 mm / 1.39 x 0.984 x 0.41 in.	PKU3515S
	18-75	3.4	-	-	50	89	35.3 x 25 x 10.4 mm / 1.39 x 0.984 x 0.41 in.	PKU5515S
	12-160	3.4	-	-	50	90	57.91 x 36.8 x 12.7 mm / 2.28 x 1.45 x 0.5 in.	PKM7515W
	14-160	6.7	-	-	100	92	57.9 x 36.8 x 12.7 mm / 2.28 x 1.45 x 0.5 in.	PKM7116ZW
	60-160	6.6	-	-	100	87	57.9 x 36.8 x 12.7 mm / 2.28 x 1.45 x 0.5 in.	PKM7115W
	60-160	10.0	-	-	150	89	57.9 x 36.8 x 12.7 mm / 2.28 x 1.45 x 0.5 in.	PKM7215A
	14-160	13.3	-	-	200	90	57.9 x 61.0 x 12.7 mm / 2.28 x 2.4 x 0.5 in.	PKJ7215W
	60-160	20.0	-	-	300	92.4	57.9 x 61.0 x 12.7 mm / 2.28 x 2.4 x 0.5 in.	PKJ7315
	9-36	0.1	-15	0.1	3	80	31.8 x 20.3 x 10.7 mm / 1.25 x 0.8 x 0.42 in.	PKV3325*
	18-75	0.1	-15	0.1	3	82	31.8 x 20.3 x 10.7 mm / 1.25 x 0.8 x 0.42 in.	PKV5325*
	9-36	0.5	-15	0.5	15	89	25.4 x 25.4 x 10.8 mm / 1.0 x 1.0 x 0.43 in.	PKE3225*

* Dual output

V_{OUT1} (V)	V_{IN} (V)	I_{OUT1} (A)	V_{OUT2} (V)	I_{OUT2} (A)	P_{OUT} (W)	η (%)	DIMENSIONS (L X W X H)	PRODUCT REFERENCE
15	9-36	1	-15	1	30	90	25.4 x 25.4 x 10.8 mm / 1 x 1 x 0.43 in.	PKE3325*
	18-75	0.5	-15	0.5	15	89	25.4 x 25.4 x 10.8 mm / 1 x 1 x 0.43 in.	PKE5225*
	18-75	1	-15	1	30	90	25.4 x 25.4 x 10.8 mm / 1 x 1 x 0.43 in.	PKE5325*
24	9-36	1.3	-	-	30	90	25.4 x 25.4 x 10.8 mm / 1.0 x 1.0 x 0.43 in.	PKE3316Z
	18-75	1.3	-	-	30	92	25.4 x 25.4 x 10.8 mm / 1.0 x 1.0 x 0.43 in.	PKE5316Z
	43-160	1.3	-	-	30	90	50.8 x 25.4 x 11.4 mm / 2.0 x 1.0 x 0.45 in.	PKE7316ZA
	9-75	1.7	-	-	40	90	50.8 x 25.4 x 11.9 mm / 2.0 x 1.0 x 0.47 in.	PKE8416ZA
	9-36	2.1	-	-	50	90	35.3 x 25 x 10.4 mm / 1.39 x 0.984 x 0.41 in.	PKU3516ZS
	18-75	2.1	-	-	50	90	35.3 x 25 x 10.4 mm / 1.39 x 0.984 x 0.41 in.	PKU5516ZS
	12-160	2.1	-	-	50	90	57.9 x 36.8 x 12.7 mm / 2.28 x 1.45 x 0.5 in.	PKM7516ZW
	9-36	2.5	-	-	60	91	50.8 x 25.4 x 11.9 mm / 2.0 x 1.0 x 0.47 in.	PKE3616ZA
	14-160	4.2	-	-	100	90	57.9 x 36.8 x 12.7 mm / 2.28 x 1.45 x 0.5 in.	PKM7116ZW
	60-160	4.2	-	-	100	87	57.9 x 36.8 x 12.7 mm / 2.28 x 1.45 x 0.5 in.	PKM7116ZA
	60-160	6.3	-	-	150	87	57.91 x 36.8 x 12.7 mm / 2.28 x 1.45 x 0.5 in.	PKM7216ZA
	16-160	6.25	-	-	150	89	62 x 40 x 13 mm / 2.44 x 1.57 x 0.51 in.	PKM7216ZW
	9-75	8.4	-	-	200	91.8	61 x 57.9 x 12.7 mm / 2.40 x 2.30 x 0.50 in.	PKJ8216Z
	14-160	8.3	-	-	200	88.5	57.91 x 61.0 x 12.7 mm / 2.28 x 2.4 x 0.5 in.	PKJ7216ZW
	60-160	12.5	-	-	300	90.6	57.91 x 61.0 x 12.7 mm / 2.28 x 2.4 x 0.5 in.	PKJ7316Z
48	9-36	0.6	-	-	30	92	25.4 x 25.4 x 10.8 mm / 1.0 x 1.0 x 0.43 in.	PKE3316J
	18-75	0.6	-	-	30	91	25.4 x 25.4 x 10.8 mm / 1.0 x 1.0 x 0.43 in.	PKE5316J
	43-160	0.6	-	-	30	91	50.8 x 25.4 x 11.9 mm / 2.0 x 1.0 x 0.47 in.	PKJ7316JA
	9-75	0.8	-	-	40	91	50.8 x 25.4 x 11.9 mm / 2.0 x 1.0 x 0.47 in.	PKE8416JA
	12-160	1.1	-	-	50	90	57.9 x 36.8 x 12.7 mm / 2.28 x 1.45 x 0.5 in.	PKM7516JW
	9-36	1.25	-	-	60	91	50.8 x 25.4 x 11.9 mm / 2.0 x 1.0 x 0.47 in.	PKE3616JA
	14-160	2.1	-	-	100	91	57.9 x 36.8 x 12.7 mm / 2.28 x 1.45 x 0.5 in.	PKM7116JW
	66-160	2.0	-	-	100	87	57.9 x 36.8 x 12.7 mm / 2.28 x 1.45 x 0.5 in.	PKJ7116JA
	60-160	3.1	-	-	150	89	57.9 x 36.8 x 12.7 mm / 2.28 x 1.45 x 0.5 in.	PKM7216JA
	9-75	4.2	-	-	200	91	61 x 57.9 x 12.7 mm / 2.40 x 2.30 x 0.50 in.	PKJ8216J
	14-160	4.2	-	-	200	90	61 x 57.9 x 12.7 mm / 2.4 x 3.3 x 0.5 in.	PKJ7216JW
	60-160	4.2	-	-	200	91	61.0 x 57.9 x 12.7 mm / 2.40 x 2.30 x 0.50 in.	PKJ7216J
	60-160	6.3	-	-	300	90	61.0 x 57.9 x 12.7 mm / 2.40 x 2.30 x 0.50 in.	PKJ7316J
54	9-36	0.5	-	-	25	91	25.4 x 25.4 x 10.8 mm / 1.0 x 1.0 x 0.43 in.	PKE3316H
	18-75	0.5	-	-	25	90	25.4 x 25.4 x 10.8 mm / 1.0 x 1.0 x 0.43 in.	PKE5316H
	43-160	0.56	-	-	30	88	50.8 x 25.4 x 11.4 mm / 2.0 x 1.0 x 0.45 in.	PKE7316HA
	9-75	0.7	-	-	40	91	50.8 x 25.4 x 11.9 mm / 2.0 x 1.0 x 0.47 in.	PKE8416HA
	12-160	1	-	-	50	90	57.9 x 36.8 x 12.7 mm / 2.28 x 1.45 x 0.5 in.	PKM7516HW
	9-36	1.11	-	-	60	91	50.8 x 25.4 x 11.9 mm / 2.0 x 1.0 x 0.47 in.	PKE3616HA
	14-160	1.9	-	-	100	91	57.9 x 36.8 x 12.7 mm / 2.28 x 1.45 x 0.5 in.	PKM7116HW
	60-160	1.9	-	-	100	90	57.9 x 36.8 x 12.7 mm / 2.28 x 1.45 x 0.5 in.	PKM7116HA
	60-160	2.8	-	-	150	89	57.9 x 36.8 x 12.7 mm / 2.28 x 1.45 x 0.5 in.	PKM7216HA
	16-160	2.78	-	-	150	89	62 x 40 x 13 mm / 2.44 x 1.57 x 0.51 in.	PKM7216HW
	9-75	3.7	-	-	200	91.7	61 x 57.9 x 12.7 mm / 2.40 x 2.30 x 0.50 in.	PKJ8216H
	14-160	3.7	-	-	200	90	57.9 x 61.0 x 12.7 mm / 2.28 x 2.4 x 0.5 in.	PKJ7216HW
	60-160	4.2	-	-	200	92.5	57.9 x 61.0 x 12.7 mm / 2.28 x 2.4 x 0.5 in.	PKJ7216H
	60-160	6.3	-	-	300	92.6	57.9 x 61.0 x 12.7 mm / 2.28 x 2.4 x 0.5 in.	PKJ7316H

Miniature industrial power supplies

We offer miniature power modules in SIP4, SIP7 and SMD industry standard form factors. These are encapsulated devices, offering high isolation levels up to 6kV, high MTBF (mean time between failures) figures up to 17Mhrs and features such as short circuit protection as standard.

Fixed Ratio | SMD

PUB2405S2M

PUB2405S1M



1W power and 3kV isolation

V_{IN} (V)	V_{OUT1} (V)	I_{OUT1} (A)	V_{OUT2} (V)	I_{OUT2} (A)	P_{OUT} (W)	η (%)	DIMENSIONS (L X W X H)	PRODUCT REFERENCE
5	5	0.2	-	-	1.0	76	12.7 x 11.2 x 6.6 mm / 0.5 x 0.44 x 0.26 in.	PUB0505S1M
12	5	0.2	-	-	1.0	81	12.7 x 11.2 x 6.6 mm / 0.5 x 0.44 x 0.26 in.	PUB1205S1M
24	5	0.2	-	-	1.0	75	12.7 x 11.2 x 6.6 mm / 0.5 x 0.44 x 0.26 in.	PUB2405S1M

2W power and 3kV isolation

V_{IN} (V)	V_{OUT1} (V)	I_{OUT1} (A)	V_{OUT2} (V)	I_{OUT2} (A)	P_{OUT} (W)	η (%)	DIMENSIONS (L X W X H)	PRODUCT REFERENCE
5	5	0.4	-	-	2	78.8	12.7 x 11.2 x 8.0 mm / 0.5 x 0.44 x 0.32 in.	PUB0505S2M
12	5	0.4	-	-	2	80	12.7 x 11.2 x 8.0 mm / 0.5 x 0.44 x 0.32 in.	PUB1205S2M
24	5	0.4	-	-	2	82.6	12.7 x 11.2 x 8.0 mm / 0.5 x 0.44 x 0.32 in.	PUB2405S2M
	5	0.2	-5	0.2	2	83	15.2 x 11.2 x 8.0 mm / 0.6 x 0.44 x 0.32 in.	PUB2405D2M*
	12	0.4	-	-	2	86.5	12.7 x 11.2 x 8.0 mm / 0.5 x 0.44 x 0.32 in.	PUB2412S2M

* Dual output

PUA1205S1A



1W power and 2kV isolation

V_{IN} (V)	V_{OUT1} (V)	I_{OUT1} (A)	V_{OUT2} (V)	I_{OUT2} (A)	P_{OUT} (W)	η (%)	DIMENSIONS (L X W X H)	PRODUCT REFERENCE
3.3	3.3	0.3	-	-	1	75	11.6 x 6.0 x 10.2 mm / 0.46 x 0.24 x 0.40 in.	PUA0303S1A
	5	0.2	-	-	1	76	11.6 x 6.0 x 10.2 mm / 0.46 x 0.24 x 0.40 in.	PUA0305S1A
	12	0.08	-	-	1	77	11.6 x 6.0 x 10.2 mm / 0.46 x 0.24 x 0.40 in.	PUA0312S1A
5	3.3	0.3	-	-	1	74	11.6 x 6.0 x 10.2 mm / 0.46 x 0.24 x 0.40 in.	PUA0503S1A
	5	0.2	-	-	1	78	11.6 x 6.0 x 10.2 mm / 0.46 x 0.24 x 0.40 in.	PUA0505S1A
	12	0.08	-	-	1	78	11.6 x 6.0 x 10.2 mm / 0.46 x 0.24 x 0.40 in.	PUA0512S1A
12	3.3	0.3	-	-	1	79	11.6 x 6.0 x 10.2 mm / 0.46 x 0.24 x 0.40 in.	PUA1203S1A
	5	0.2	-	-	1	82	11.6 x 6.0 x 10.2 mm / 0.46 x 0.24 x 0.40 in.	PUA1205S1A
	12	0.08	-	-	1	80	11.6 x 6.0 x 10.2 mm / 0.46 x 0.24 x 0.40 in.	PUA1212S1A
24	3.3	0.3	-	-	1	78	11.6 x 6.0 x 10.2 mm / 0.46 x 0.24 x 0.40 in.	PUA2403S1A
	5	0.2	-	-	1	79	11.6 x 6.0 x 10.2 mm / 0.46 x 0.24 x 0.40 in.	PUA2405S1A
	12	0.08	-	-	1	80	11.6 x 6.0 x 10.2 mm / 0.46 x 0.24 x 0.40 in.	PUA2412S1A
	15	0.07	-	-	1	84	11.6 x 6.0 x 10.2 mm / 0.46 x 0.24 x 0.40 in.	PUA2415S1A

PUC1205S2B



PUB1205S1B



PUB1205S2B



PUC1203S1B



1W power and 4kV isolation

V _{IN} (V)	V _{OUT1} (V)	I _{OUT1} (A)	V _{OUT2} (V)	I _{OUT2} (A)	P _{OUT} (W)	η (%)	DIMENSIONS (L X W X H)	PRODUCT REFERENCE
3.3	3.3	0.3	-	-	1	75	19.7 x 7.1 x 10.2 mm / 0.77 x 0.28 x 0.4 in.	PUB0303S1B
	5	0.2	-	-	1	78	19.7 x 7.1 x 10.2 mm / 0.77 x 0.28 x 0.4 in.	PUB0305S1B
	12	0.08	-	-	1	77	19.7 x 7.1 x 10.2 mm / 0.77 x 0.28 x 0.4 in.	PUB0312S1B
	12	0.04	-12	0.04	1	80	19.7 x 7.1 x 10.2 mm / 0.77 x 0.28 x 0.4 in.	PUB0312D1B*
5	3.3	0.3	-	-	1	74	19.7 x 7.1 x 10.2 mm / 0.77 x 0.28 x 0.4 in.	PUB0503S1B
	5	0.2	-	-	1	79	19.7 x 7.1 x 10.2 mm / 0.77 x 0.28 x 0.4 in.	PUB0505S1B
	12	0.08	-	-	1	78	19.7 x 7.1 x 10.2 mm / 0.77 x 0.28 x 0.4 in.	PUB0512S1B
	12	0.04	-12	0.04	1	80	19.7 x 7.1 x 10.2 mm / 0.77 x 0.28 x 0.4 in.	PUB0512D1B*
12	3.3	0.3	-	-	1	79	19.7 x 7.1 x 10.2 mm / 0.77 x 0.28 x 0.4 in.	PUB1203S1B
	5	0.2	-	-	1	82	19.7 x 7.1 x 10.2 mm / 0.77 x 0.28 x 0.4 in.	PUB1205S1B
	12	0.08	-	-	1	80	19.7 x 7.1 x 10.2 mm / 0.77 x 0.28 x 0.4 in.	PUB1212S1B
	12	0.04	-12	0.04	1	80	19.7 x 7.1 x 10.2 mm / 0.77 x 0.28 x 0.4 in.	PUB1212D1B*
	15	0.03	-9	0.06	1	81	19.7 x 7.1 x 10.2 mm / 0.77 x 0.28 x 0.4 in.	PUB121509D1B*
15	5	0.2	-	-	1	80	19.7 x 7.1 x 10.2 mm / 0.77 x 0.28 x 0.4 in.	PUB1505S1B
24	3.3	0.3	-	-	1	78	19.7 x 7.1 x 10.2 mm / 0.77 x 0.28 x 0.4 in.	PUB2403S1B
	5	0.2	-	-	1	79	19.7 x 7.1 x 10.2 mm / 0.77 x 0.28 x 0.4 in.	PUB2405S1B
	12	0.08	-	-	1	79	19.7 x 7.1 x 10.2 mm / 0.77 x 0.28 x 0.4 in.	PUB2412S1B
	12	0.08	-12	0.04	1	83	19.7 x 7.1 x 10.2 mm / 0.77 x 0.28 x 0.4 in.	PUB2412D1B*
	15	0.03	-3	0.17	1	76	19.7 x 7.1 x 10.2 mm / 0.77 x 0.28 x 0.4 in.	PUB241503D1B*
	15	0.03	-15	0.03	1	81	19.7 x 7.1 x 10.2 mm / 0.77 x 0.28 x 0.4 in.	PUB2415D1B*
	15	0.03	-9	0.06	1	79	19.7 x 7.1 x 10.2 mm / 0.77 x 0.28 x 0.4 in.	PUB241509D1B*

* Dual output

2W power and 4kV isolation

V_{IN} (V)	V_{OUT1} (V)	I_{OUT1} (A)	V_{OUT2} (V)	I_{OUT2} (A)	P_{OUT} (W)	$\eta\%$	DIMENSIONS (L X W X H)	PRODUCT REFERENCE
3.3	3.3	0.6	-	-	2	77	19.7 x 7.1 x 10.2 mm / 0.77 x 0.28 x 0.4 in.	PUB0303S2B
	5	0.4	-	-	2	78	19.7 x 7.1 x 10.2 mm / 0.77 x 0.28 x 0.4 in.	PUB0305S2B
	12	0.17	-	-	2	84	19.7 x 7.1 x 10.2 mm / 0.77 x 0.28 x 0.4 in.	PUB0312S2B
	12	0.08	-12	0.08	2	84	19.7 x 7.1 x 10.2 mm / 0.77 x 0.28 x 0.4 in.	PUB0312D2B*
5	5	0.4	-	-	2	79	19.7 x 7.1 x 10.2 mm / 0.77 x 0.28 x 0.4 in.	PUB0505S2B
	12	0.17	-	-	2	83	19.7 x 7.1 x 10.2 mm / 0.77 x 0.28 x 0.4 in.	PUB0512S2B
	12	0.08	-12	0.08	2	84	19.7 x 7.1 x 10.2 mm / 0.77 x 0.28 x 0.4 in.	PUB0512D2B*
	15	0.07	-9	0.11	2	82	19.7 x 7.1 x 10.2 mm / 0.77 x 0.28 x 0.4 in.	PUB051509D2B*
12	3.3	0.6	-	-	2	78	19.7 x 7.1 x 10.2 mm / 0.77 x 0.28 x 0.4 in.	PUB1203S2B
	5	0.4	-	-	2	79	19.7 x 7.1 x 10.2 mm / 0.77 x 0.28 x 0.4 in.	PUB1205S2B
	12	0.17	-	-	2	85	19.7 x 7.1 x 10.2 mm / 0.77 x 0.28 x 0.4 in.	PUB1212S2B
	12	0.08	-12	0.08	2	80	19.7 x 7.1 x 10.2 mm / 0.77 x 0.28 x 0.4 in.	PUB1212D2B*
	15	0.07	-9	0.11	2	78	19.7 x 7.1 x 10.2 mm / 0.77 x 0.28 x 0.4 in.	PUB121509D2B*
24	3.3	0.6	-	-	2	79	19.7 x 7.1 x 10.2 mm / 0.77 x 0.28 x 0.4 in.	PUB2403S2B
	5	0.4	-	-	2	84	19.7 x 7.1 x 10.2 mm / 0.77 x 0.28 x 0.4 in.	PUB2405S2B
	12	0.17	-	-	2	86	19.7 x 7.1 x 10.2 mm / 0.77 x 0.28 x 0.4 in.	PUB2412S2B
	12	0.08	-12	0.08	2	83	19.7 x 7.1 x 10.2 mm / 0.77 x 0.28 x 0.4 in.	PUB2412D2B*
	15	0.07	-15	0.07	2	84	19.7 x 7.1 x 10.2 mm / 0.77 x 0.28 x 0.4 in.	PUB2415D2B*
	15	0.07	-9	0.11	2	81	19.7 x 7.1 x 10.2 mm / 0.77 x 0.28 x 0.4 in.	PUB241509D2B*

* Dual output

1W power and 6kV isolation

V_{IN} (V)	V_{OUT1} (V)	I_{OUT1} (A)	V_{OUT2} (V)	I_{OUT2} (A)	P_{OUT} (W)	$\eta\%$	DIMENSIONS (L X W X H)	PRODUCT REFERENCE
5	3.3	0.3	-	-	1	77	19.7 x 7.1 x 11.5 mm / 0.77 x 0.28 x 0.45 in.	PUC0503S1B
	5	0.2	-	-	1	77	19.7 x 7.1 x 11.5 mm / 0.77 x 0.28 x 0.45 in.	PUC0505S1B
	12	0.08	-	-	1	78	19.7 x 7.1 x 11.5 mm / 0.77 x 0.28 x 0.45 in.	PUC0512S1B
	5	0.1	-5	0.1	1	77	19.7 x 7.1 x 11.5 mm / 0.77 x 0.28 x 0.45 in.	PUC0505D1B*
	12	0.04	-12	0.04	1	78	19.7 x 7.1 x 11.5 mm / 0.77 x 0.28 x 0.45 in.	PUC0512D1B*
12	3.3	0.3	-	-	1	77	19.7 x 7.1 x 11.5 mm / 0.77 x 0.28 x 0.45 in.	PUC1203S1B
	5	0.2	-	-	1	80	19.7 x 7.1 x 11.5 mm / 0.77 x 0.28 x 0.45 in.	PUC1205S1B
	12	0.08	-	-	1	80	19.7 x 7.1 x 11.5 mm / 0.77 x 0.28 x 0.45 in.	PUC1212S1B
	12	0.04	-12	0.04	1	80	19.7 x 7.1 x 11.5 mm / 0.77 x 0.28 x 0.45 in.	PUC1212D1B*
15	5	0.2	-	-	1	80	19.7 x 7.1 x 11.5 mm / 0.77 x 0.28 x 0.45 in.	PUC1505S1B

* Dual output

Continued next page >>

1W and 6kV isolation continued >>

V _{IN} (V)	V _{OUT1} (V)	I _{OUT1} (A)	V _{OUT2} (V)	I _{OUT2} (A)	P _{OUT} (W)	η%	DIMENSIONS (L X W X H)	PRODUCT REFERENCE
24	3.3	0.3	-	-	1	75	19.7 x 7.1 x 11.5 mm / 0.77 x 0.28 x 0.45 in.	PUC2403S1B
	5	0.2	-	-	1	78	19.7 x 7.1 x 11.5 mm / 0.77 x 0.28 x 0.45 in.	PUC2405S1B
	12	0.08	-	-	1	80	19.7 x 7.1 x 11.5 mm / 0.77 x 0.28 x 0.45 in.	PUC2412S1B
	5	0.1	-5	0.1	1	77	19.7 x 7.1 x 11.5 mm / 0.77 x 0.28 x 0.45 in.	PUC2405D1B*
	12	0.08	-12	0.04	1	80	19.7 x 7.1 x 11.5 mm / 0.77 x 0.28 x 0.45 in.	PUC2412D1B*
	15	0.07	-	-	1	80	19.7 x 7.1 x 11.5 mm / 0.77 x 0.28 x 0.45 in.	PUC2415S1B
	15	0.03	-15	0.03	1	80	19.7 x 7.1 x 11.5 mm / 0.77 x 0.28 x 0.45 in.	PUC2415D1B*

* Dual output

2W power and 6kV isolation

V _{IN} (V)	V _{OUT1} (V)	I _{OUT1} (A)	V _{OUT2} (V)	I _{OUT2} (A)	P _{OUT} (W)	η%	DIMENSIONS (L X W X H)	PRODUCT REFERENCE
5	3.3	0.6	-	-	2	77	19.7 x 7.1 x 11.5 mm / 0.77 x 0.28 x 0.45 in.	PUC0503S2B
	5	0.4	-	-	2	79	19.7 x 7.1 x 11.5 mm / 0.77 x 0.28 x 0.45 in.	PUC0505S2B
	12	0.17	-	-	2	83	19.7 x 7.1 x 11.5 mm / 0.77 x 0.28 x 0.45 in.	PUC0512S2B
	12	0.08	-12	0.08	2	82	19.7 x 7.1 x 11.5 mm / 0.77 x 0.28 x 0.45 in.	PUC0512D2B*
12	3.3	0.6	-	-	2	77	19.7 x 7.1 x 11.5 mm / 0.77 x 0.28 x 0.45 in.	PUC1203S2B
	5	0.4	-	-	2	80	19.7 x 7.1 x 11.5 mm / 0.77 x 0.28 x 0.45 in.	PUC1205S2B
	12	0.17	-	-	2	84	19.7 x 7.1 x 11.5 mm / 0.77 x 0.28 x 0.45 in.	PUC1212S2B
	5	0.2	-5	0.2	2	82	19.7 x 7.1 x 11.5 mm / 0.77 x 0.28 x 0.45 in.	PUC1205D2B*
	12	0.08	-12	0.08	2	83	19.7 x 7.1 x 11.5 mm / 0.77 x 0.28 x 0.45 in.	PUC1212D2B*
24	3.3	0.6	-	-	2	79	19.7 x 7.1 x 11.5 mm / 0.77 x 0.28 x 0.45 in.	PUC2403S2B
	5	0.4	-	-	2	81	19.7 x 7.1 x 11.5 mm / 0.77 x 0.28 x 0.45 in.	PUC2405S2B
	12	0.17	-	-	2	85	19.7 x 7.1 x 11.5 mm / 0.77 x 0.28 x 0.45 in.	PUC2412S2B
	5	0.2	-5	0.2	2	82	19.7 x 7.1 x 11.5 mm / 0.77 x 0.28 x 0.45 in.	PUC2405D2B*
	12	0.08	-12	0.08	2	85	19.7 x 7.1 x 11.5 mm / 0.77 x 0.28 x 0.45 in.	PUC2412D2B*
	15	0.07	-15	0.07	2	84	19.7 x 7.1 x 11.5 mm / 0.77 x 0.28 x 0.45 in.	PUC2415D2B*

* Dual output

PUC-D2BG

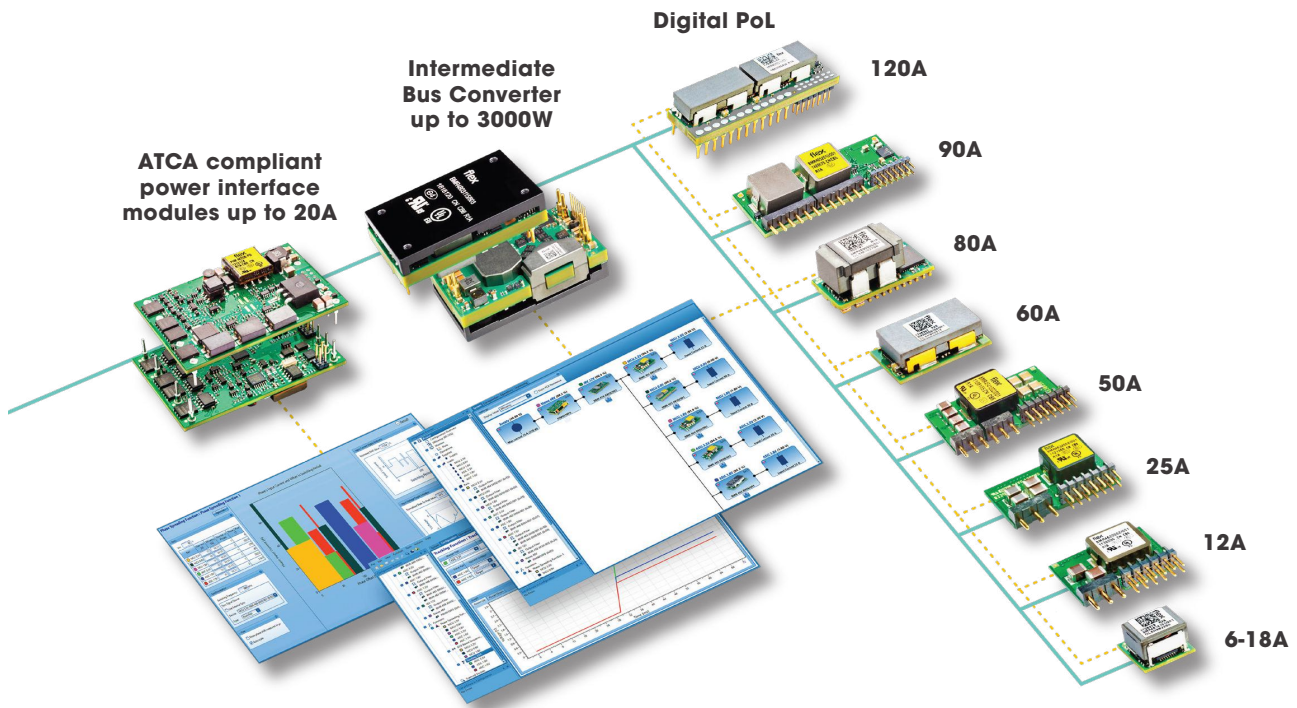


2W power, 6.2kV isolation, ultra-low capacitance (< 6 pF) and dual output

V_{IN} (V)	V_{OUT1} (V)	I_{OUT1} (A)	V_{OUT2} (V)	I_{OUT2} (A)	P_{OUT} (W)	$\eta\%$	DIMENSIONS (L X W X H)	PRODUCT REFERENCE
12	+15	0.11	-3	0.1	2	79	19.7 x 9.8 x 12.5 mm / 0.77 x 0.385 x 0.49 in.	PUC1215030D2BG
	+15	0.1	-5	0.1	2	78	19.7 x 9.8 x 12.5 mm / 0.77 x 0.385 x 0.49 in.	PUC1215050D2BG
	+18	0.08	-2.5	0.08	2	77	19.7 x 9.8 x 12.5 mm / 0.77 x 0.385 x 0.49 in.	PUC1218025D2BG
	+18	0.09	-5	0.09	2	78	19.7 x 9.8 x 12.5 mm / 0.77 x 0.385 x 0.49 in.	PUC1218050D2BG
	+20	0.09	-3.5	0.08	2	79	19.7 x 9.8 x 12.5 mm / 0.77 x 0.385 x 0.49 in.	PUC1220035D2BG
	+20	0.08	-5	0.08	2	80	19.7 x 9.8 x 12.5 mm / 0.77 x 0.385 x 0.49 in.	PUC1220050D2BG
	+15	0.1	-9	0.06	2	81	19.7 x 9.8 x 12.5 mm / 0.77 x 0.385 x 0.49 in.	PUC1215090D2BG
	+17	0.09	-9	0.05	2	78	19.7 x 9.8 x 12.5 mm / 0.77 x 0.385 x 0.49 in.	PUC1217090D2BG
	+18	0.09	-9	0.05	2	79	19.7 x 9.8 x 12.5 mm / 0.77 x 0.385 x 0.49 in.	PUC1218090D2BG
	+15	0.07	-15	0.07	2	80	19.7 x 9.8 x 12.5 mm / 0.77 x 0.385 x 0.49 in.	PUC1215150D2BG
15	+15	0.11	-3	0.1	2	77	19.7 x 9.8 x 12.5 mm / 0.77 x 0.385 x 0.49 in.	PUC1515030D2BG
	+15	0.1	-5	0.1	2	79	19.7 x 9.8 x 12.5 mm / 0.77 x 0.385 x 0.49 in.	PUC1515050D2BG
	+18	0.08	-2.5	0.08	2	77	19.7 x 9.8 x 12.5 mm / 0.77 x 0.385 x 0.49 in.	PUC1518025D2BG
	+18	0.09	-5	0.09	2	81	19.7 x 9.8 x 12.5 mm / 0.77 x 0.385 x 0.49 in.	PUC1518050D2BG
	+20	0.09	-3.5	0.08	2	78	19.7 x 9.8 x 12.5 mm / 0.77 x 0.385 x 0.49 in.	PUC1520035D2BG
	+20	0.08	-5	0.08	2	80	19.7 x 9.8 x 12.5 mm / 0.77 x 0.385 x 0.49 in.	PUC1520050D2BG
	+15	0.1	-9	0.06	2	79	19.7 x 9.8 x 12.5 mm / 0.77 x 0.385 x 0.49 in.	PUC1515090D2BG
	+17	0.09	-9	0.05	2	81	19.7 x 9.8 x 12.5 mm / 0.77 x 0.385 x 0.49 in.	PUC1517090D2BG
	+18	0.09	-9	0.05	2	78	19.7 x 9.8 x 12.5 mm / 0.77 x 0.385 x 0.49 in.	PUC1518090D2BG
	+15	0.07	-15	0.07	2	77	19.7 x 9.8 x 12.5 mm / 0.77 x 0.385 x 0.49 in.	PUC1515150D2BG
24	+15	0.11	-3	0.1	2	80	19.7 x 9.8 x 12.5 mm / 0.77 x 0.385 x 0.49 in.	PUC2415030D2BG
	+15	0.1	-5	0.1	2	78	19.7 x 9.8 x 12.5 mm / 0.77 x 0.385 x 0.49 in.	PUC2415050D2BG
	+18	0.08	-2.5	0.08	2	77	19.7 x 9.8 x 12.5 mm / 0.77 x 0.385 x 0.49 in.	PUC2418025D2BG
	+18	0.09	-5	0.09	2	79	19.7 x 9.8 x 12.5 mm / 0.77 x 0.385 x 0.49 in.	PUC2418050D2BG
	+20	0.09	-3.5	0.08	2	78	19.7 x 9.8 x 12.5 mm / 0.77 x 0.385 x 0.49 in.	PUC2420035D2BG
	+20	0.08	-5	0.08	2	80	19.7 x 9.8 x 12.5 mm / 0.77 x 0.385 x 0.49 in.	PUC2420050D2BG
	+15	0.1	-9	0.06	2	79	19.7 x 9.8 x 12.5 mm / 0.77 x 0.385 x 0.49 in.	PUC2415090D2BG
	+17	0.09	-9	0.05	2	80	19.7 x 9.8 x 12.5 mm / 0.77 x 0.385 x 0.49 in.	PUC2417090D2BG
	+18	0.09	-9	0.05	2	78	19.7 x 9.8 x 12.5 mm / 0.77 x 0.385 x 0.49 in.	PUC2418090D2BG
	+15	0.07	-15	0.07	2	78	19.7 x 9.8 x 12.5 mm / 0.77 x 0.385 x 0.49 in.	PUC2415150D2BG

Software

Flex Power Modules offers internally developed software tools, which help our customers optimize, sketch and simulate their power systems.



Flex Power Designer

Flex Power Designer Software is used to sketch and simulate future power systems as well as to configure and monitor your existing digital power system. We recently introduced the capability to import Xilinx Power Estimator files for some of the latest FPGAs available from Xilinx.

The software is available as a free download from our homepage flexpowerdesigner.com

SMBus / PMBus tool

The SMBus tool is free of charge and available on our website. You can easily download it after creating an account on our website.

Evaluation boards & accessories

Evaluation boards and accessories include test boards and other useful tools for customer evaluation of our power modules.

Evaluation boards


PoL evaluation board



PoL BMR473 evaluation board



IBC BMR480/490/491 paralleling design board



PoL PNA evaluation board



PoL BMR466 paralleling evaluation board



IBC evaluation board



PIM evaluation board



PoL BMR469 evaluation board



PoL BMR474 evaluation board



PoL BMR473 SIP evaluation board



Digital/analog half-brick evaluation board



BMR320/323 evaluation board



PoL BMR510 evaluation board



PoL BMR511 evaluation board



NAME	PRODUCT REFERENCE	PRODUCT	GENERAL INFO
PoL evaluation board	ROA1283836	PoL design board	2xBMR464 2xBMR463
PoL SIP evaluation board	ROA1285068	PoL design board for SIP version	3xBMR464 3xBMR463
PoL BMR461 evaluation board	ROA17026 ROA17026/2 ROA17026/3	PoL BMR461 3001 simple evaluation Board (small sized board) PoL BMR461 2001 simple evaluation board (small sized board) PoL BMR461 4001 simple evaluation board (small sized board)	BMR4613001 BMR4612001 BMR4614001
PoL BMR466 paralleling evaluation board	ROA17044/2B	PoL design board for paralleling configuration, BMR466	2 x BMR4668004 in parallel
IBC evaluation board	ROA1283835	IBC design board	2xBMR456, 2xBMR457 or 2xBMR458
PIM evaluation board	ROA1285151	PIM design board	PIM 4820B, PIM 4328PD or PIM 4328PDA

Continued next page >>

Evaluation Boards continued >>

NAME	PRODUCT REFERENCE	PRODUCT	GENERAL INFO
PoL BMR469 evaluation board	ROA170111	PoL BMR4690000 design board	1xBMR4690000 module with dual-output configuration (2x40 A) and 1x BMR4690000 module with single-output configuration (80 A)
	ROA170111/1	PoL BMR4696001 design board	1xBMR4696001 module with dual-output configuration (2x25 A) and 1x BMR4696001 module with single-output configuration (50 A)
High-power Digital IBC evaluation board	ROA170019 ROA170032	BMR350/351/352/480/490/491/492 BMR350/351/352/480/490/491/492	1 x BMR350/351/352/480/490/491/492 3x BMR350/351/252/480/490/491/492 in parallel
PoL PMU8000 evaluation board	ROA170163 ROA170163/2 ROA170163/4	PMU8318 design board PMU8218 design board PMU8418 design board	1x PMU8318 1x PMU8218 1x PMU8418
PoL PNA evaluation board	ROA170288	PNA design board	1 x PNA2405S3S
PoL BMR474 evaluation board	ROA1286016	BMR474 design board	1 x BMR4742001
PoL BMR473 evaluation board	ROA 1286023	BMR4731001/001 design board	1 x BMR473 4 x BMR473 in parallel
Digital/analog evaluation board	ROA 1286012	Half brick design board	1 x BMR685 1 x PKJ4716A 1 x PKJ4716HD etc.
Multi-phase integrated power stages BMR510 evaluation board	ROA 170314/1 ROA 170314/4	BMR510 design board	1 x BMR510 4 x BMR510 in parallel
Multi-phase integrated power stage BMR511 evaluation board	ROA 170347/1 ROA 170347/4	BMR511 design board	1 x BMR511 4 x BMR511 in parallel
Digital BMR320/323 evaluation board	ROA 32001/32301 ROA 32003/32303	BMR320/323 design board	1 x BMR320 / BMR323 3 x BMR320 / BMR323
Digital BMR316 Evaluation board	ROA170286/1 ROA170286/3	BMR316 design board	1x BMR316 3 x BMR316
Digital BMR314 Evaluation board	ROA170259/11 ROA170259/13	BMR314 design board	1x BMR314 3 x BMR314
Digital BMR321 Evaluation board	ROA3210	BMR321 design board	1x BMR321

Accessories

USB-PMBus adapter and cable



ACCESSORY	PRODUCT REFERENCE	PRODUCT
USB-PMBus Adapter and Cable	FAB8020785	USB-PMBus Adapter and cable

Connect with us



pm.info@flex.com



flexpowermodules.com



flexpowerdesigner.com




[linkedin.com/showcase/flex-power-modules](https://www.linkedin.com/showcase/flex-power-modules)



flexpowermodules.com/wechat



[youtube.com/flexintl](https://www.youtube.com/flexintl)



Flex (Reg. No. 199002645H) is the manufacturing partner of choice that helps a diverse customer base design and build products that improve the world. Through the collective strength of a global workforce across 30 countries and responsible, sustainable operations, Flex delivers technology innovation, supply chain, and manufacturing solutions to various industries and end markets.

For more information, visit flex.com.

© 2026 FLEX LTD. All rights reserved. Flextronics International, LTD.

flex